



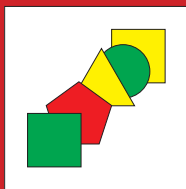


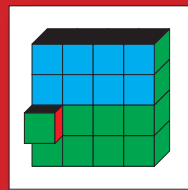

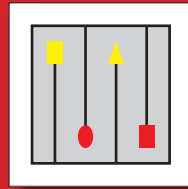


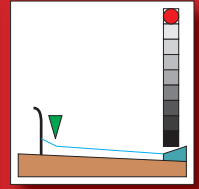

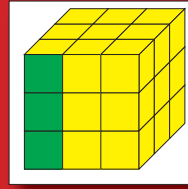
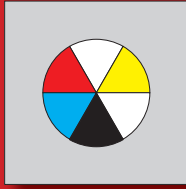

Jacek Leluk

# Test IQ

## Łamanie reguł

dzieci • młodzież • dorośli

30 zadań



Autor: Jacek Leluk  
Konsultacja: Sławomir Wójcik

© by Pitagoras.pl – Sławomir Wójcik, 2011

Pitagoras.pl – Sławomir Wójcik  
ul. Orła 22/1  
53-143 Wrocław

Pitagoras.pl  
ISBN 978-83-63366-03-2  
Wydanie pierwsze  
Wrocław 2011

## O teście

Prezentowany test składa się z 30 zadań. Każde zadanie to tzw. matryca Ravena, czyli diagram  $3 \times 3$ , w którym brakuje jednego elementu. W każdym zadaniu należy odkryć logiczną zasadę i wybrać właściwą spośród podanych sześciu odpowiedzi. Do rozwiązywania zadań nie jest wymagana umiejętność szybkiego liczenia czy znajomość matematyki – liczy się tylko umiejętność logicznego myślenia i odnajdywania zależności.

## Czas rozwiązywania

Zalecany czas rozwiązywania to 120 minut. Jeśli rzeczywisty czas poświęcony testowi nie odbiega zbytnio od tej wartości (nie przekracza dodatkowych 15 minut), wyniki najbardziej odpowiadają stanowi faktycznemu.

Jeśli natomiast rozwiązujesz ten test na przykład przez 4 godziny albo dłużej, to zgodność wyników z faktycznie posiadanym poziomem IQ może być nieco mniejsza, choć nadal znacząca. Końcowy wynik testu jest niezależny od czasu rozwiązywania. Nie ma żadnych kar za przekroczenie czasu.

To od Ciebie zależy, jak długo będziesz rozwiązywać test.

## Wskazówki

- Stopień trudności zadań – podobnie jak w testach do Mensy – wzrasta wraz z kolejnymi zadaniami.
- Każde zadanie jest tak samo punktowane. Przy końcowej ocenie liczy się ilość prawidłowo rozwiązanych zadań.
- Za udzielenie złej odpowiedzi nie ma punktów ujemnych, dlatego warto i należy strzelać w przypadku, gdy nie masz pomysłu na prawidłową odpowiedź. Tabela normalizacyjna uwzględnia tak zwany czynnik szczęścia.
- Uważaj na łatwe, ale podchwytliwe zadania.
- Nie trać zbyt dużo czasu na zastanawianie się. Lepiej przejdź do następnego zadania.

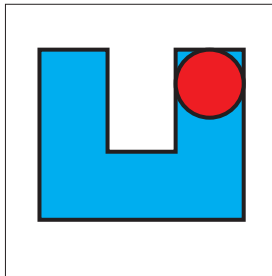
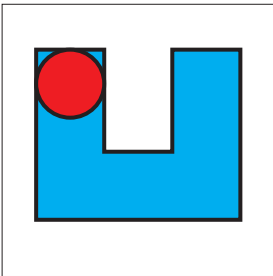
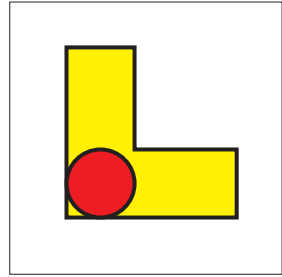


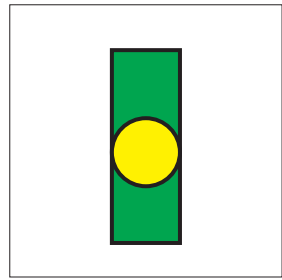
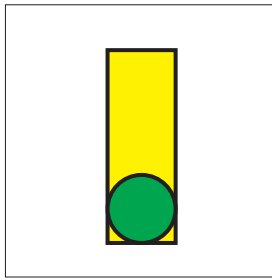
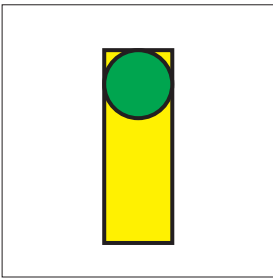
## Skala testu

W teście zastosowano skalę Cattella, a odchylenie standardowe wynosi 24. Maksymalna wartość IQ, jaką można osiągnąć w tym teście, wynosi 170.

## Odpowiedzi, rozwiązania i interpretacja

Na końcu książki podane są odpowiedzi i wyjaśnienia do wszystkich zadań oraz tabele interpretacyjne.

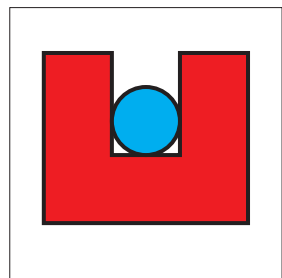
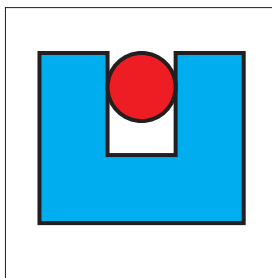
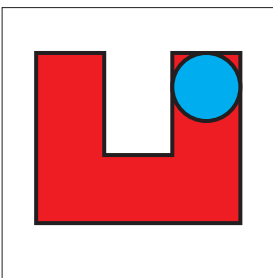
**Nie obawiaj się testu IQ. Potraktuj go jako dobrą zabawę!**



A

B

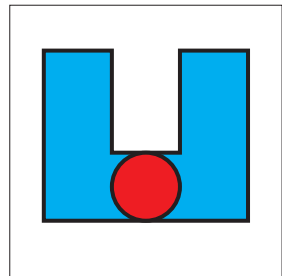
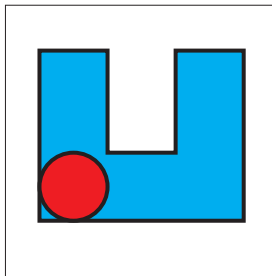
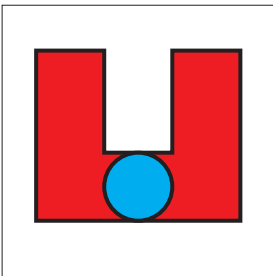
C

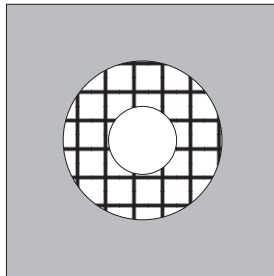




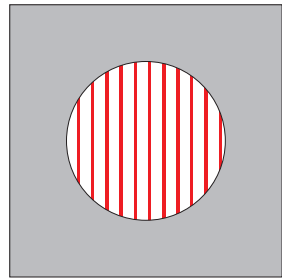
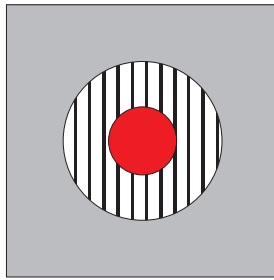
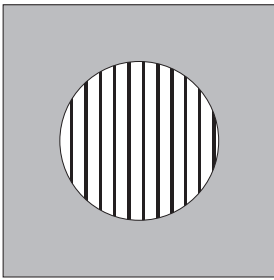


D

E

F








A

B

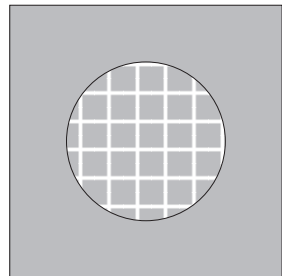

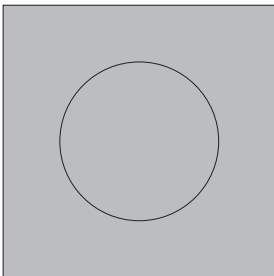
C











D

E

F








A

B




C


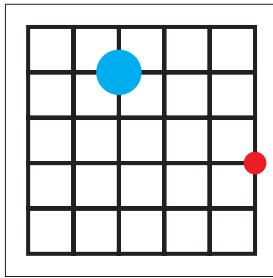
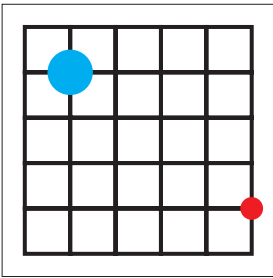
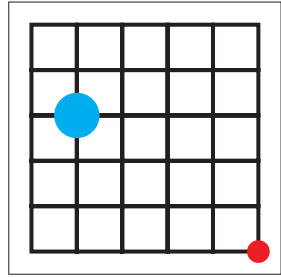
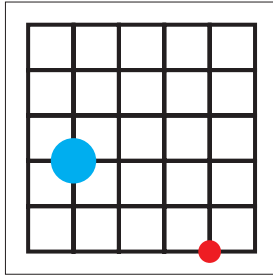
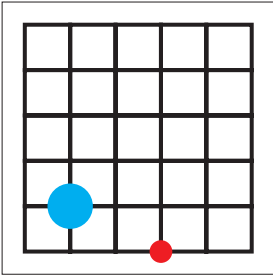
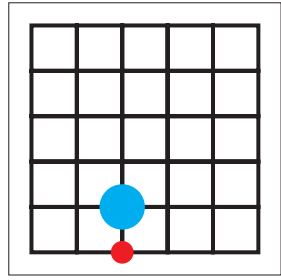
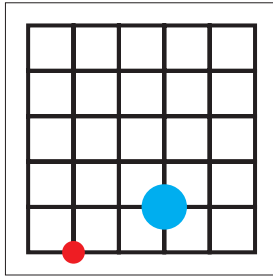
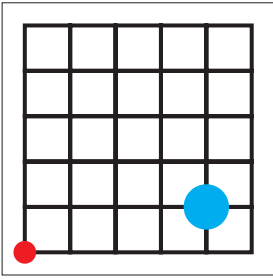


D

E

F

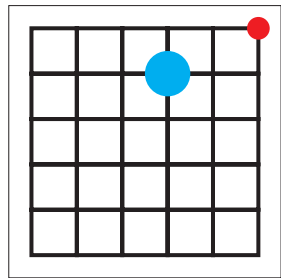
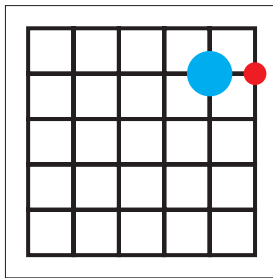
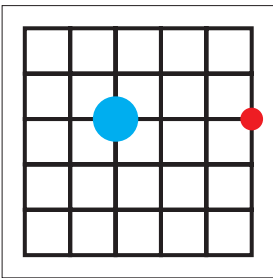




A

B

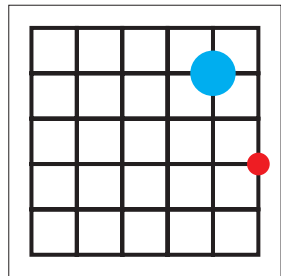
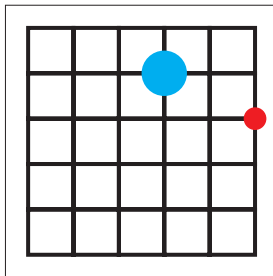
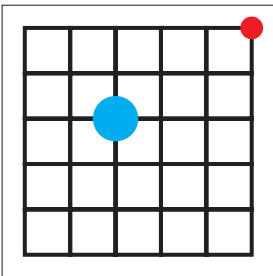
C






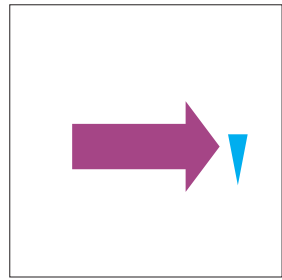




D

E

F


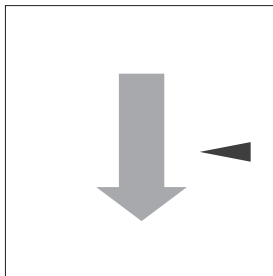





A

B




C



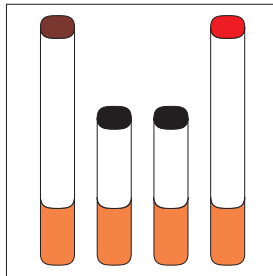
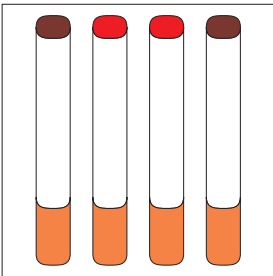
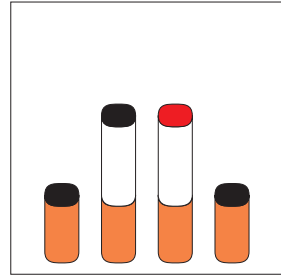
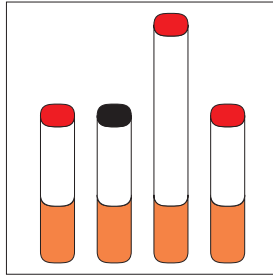
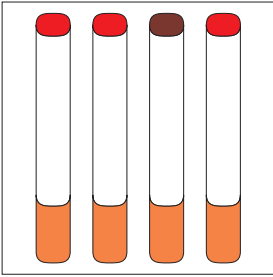
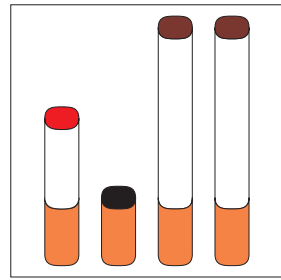
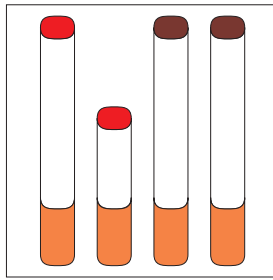
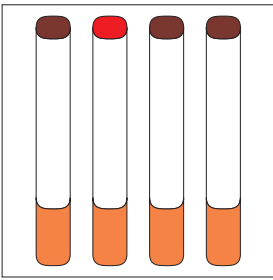
D

E

F



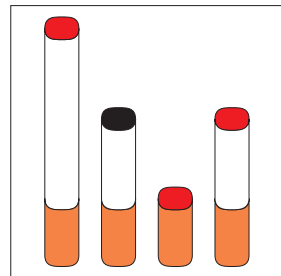
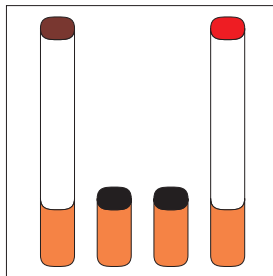
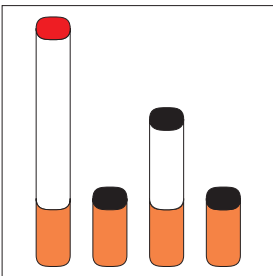




A

B

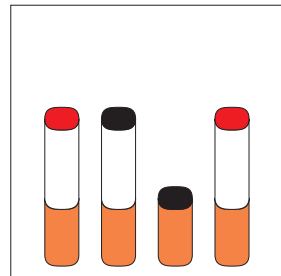
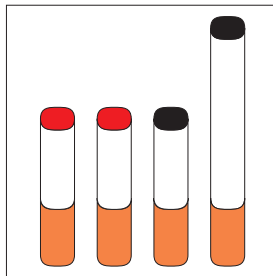
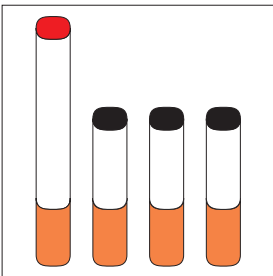
C











D


E

F







A




B




C



D



E



F

