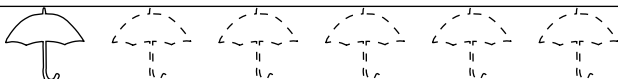
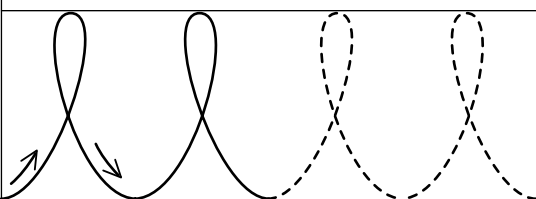
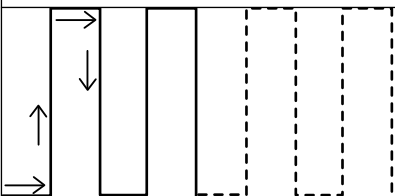
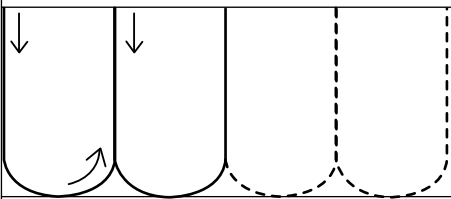
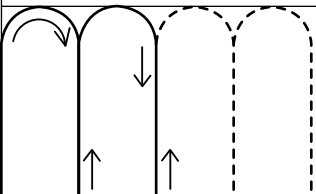
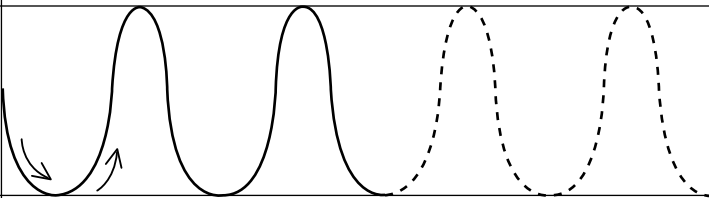
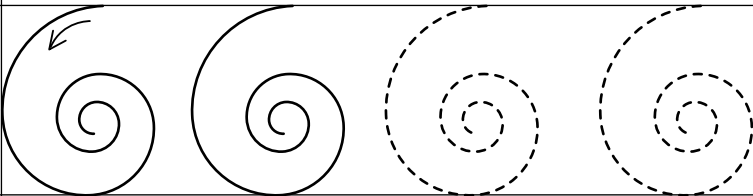
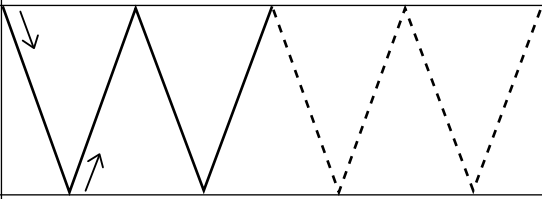



12

Dokończ szlaczki.



A a

A a




A a A a

A A A A A A

a a a a a a

1 Odnajdź na obrazkach ukryte literki A i a, następnie je pokoloruj.



2

Popraw literki *i*, *I*, *o*, *a* w wyrazach.

igła

indyk

Irena

Lilka

liść

Iza

miś

kotki

Irek

3

Połącz słowo z obrazkiem.




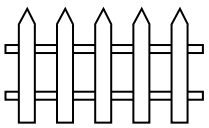

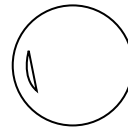

dom

kot

ser

kura

koza



bocian

plot

kulka

4

Pokoloruj według opisu:

ł - niebieski


a - czerwony

o - zielony


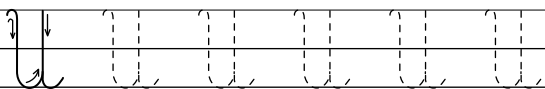
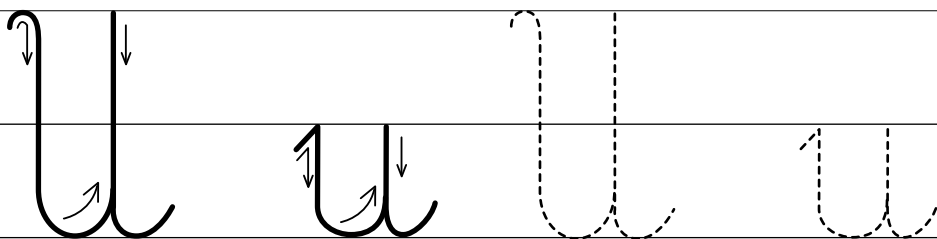

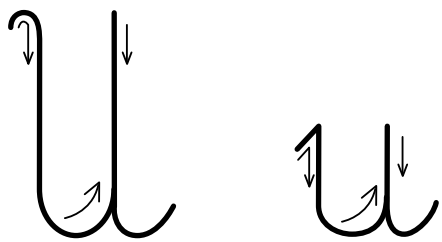
j - pomarańczowy

A - różowy


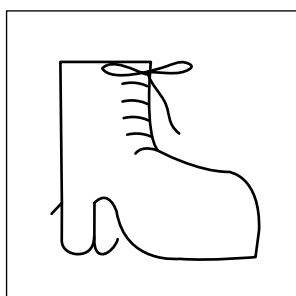

O - żółty



U u



1 Znajdź w rysunkach ukrytą literkę *u*, a następnie ją pokoloruj.



Spróbuj ukryć literkę *u* w innych rysunkach.

